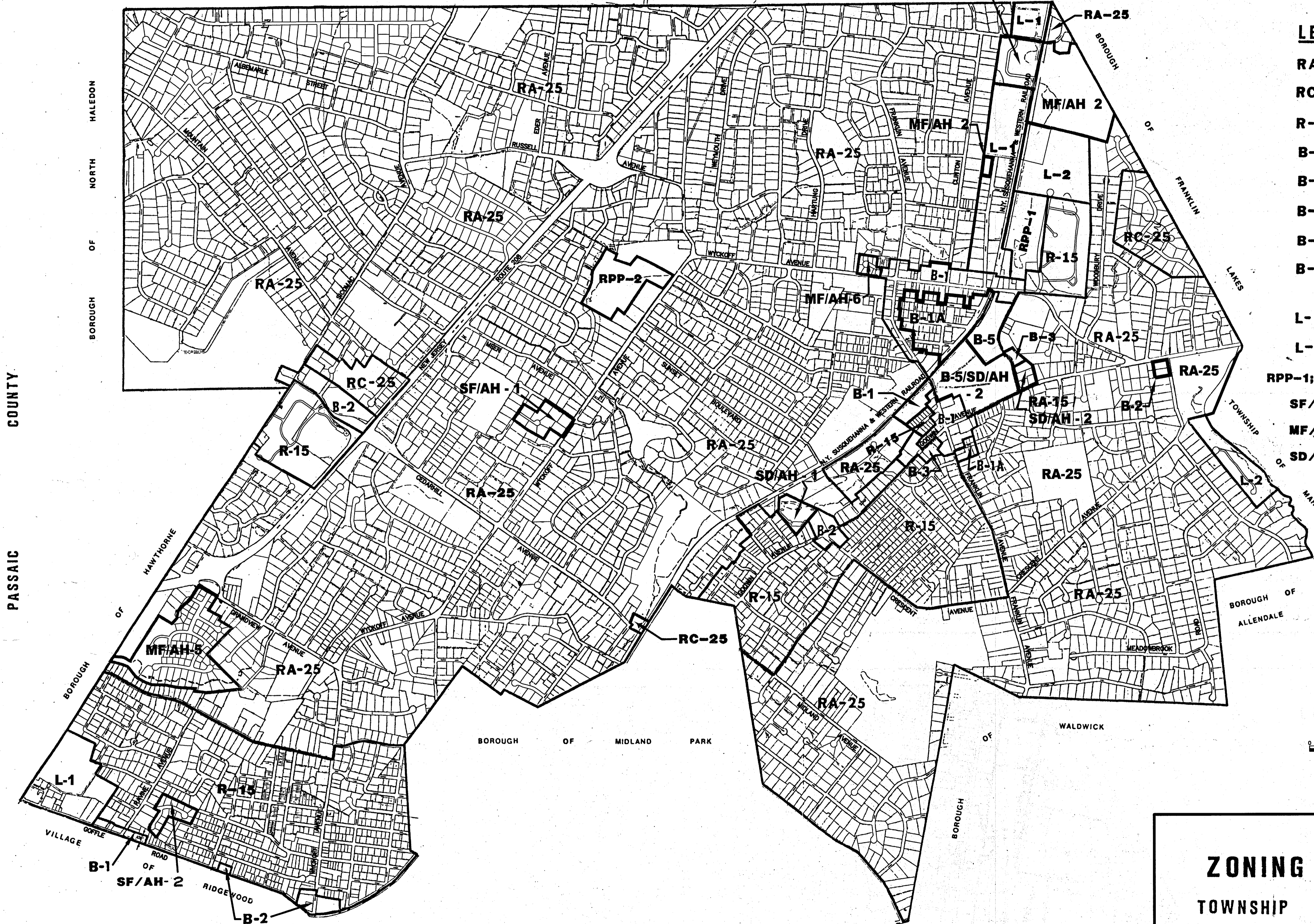


BOROUGH OF FRANKLIN LAKES

MF/AH 1



PASSAIC COUNTY

NORTH HALEDDON BOROUGH OF

RA-25 BOROUGH OF

FRANKLIN LAKES TOWNSHIP OF

BOROUGH OF HAWTHORNE

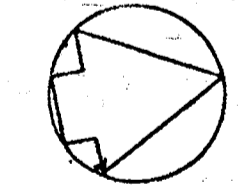
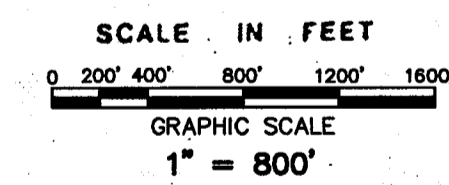
BOROUGH OF MIDLAND PARK

BOROUGH OF WALDWICK

BOROUGH OF ALLENDALE

LEGEND

- RA-25 RURAL RESIDENCE
- RC-25 CLUSTER OPTION RESIDENCE
- R-15 RESIDENCE
- B-1 CENTRAL BUSINESS
- B-1A TRIANGLE BUSINESS
- B-2 NEIGHBORHOOD BUSINESS
- B-3 OFFICE
- B-5 PLANNED COMMUNITY SHOPPING CENTER
- L-1 LIGHT INDUSTRY (3 ACRES)
- L-2 LIGHT INDUSTRY (4 ACRES)
- RPP-1; RPP-2 RECREATION/PUBLIC PURPOSE DISTRICT
- SF/AH SINGLE-FAMILY/AFFORDABLE HOUSING
- MF/AH MULTI-FAMILY/AFFORDABLE HOUSING
- SD/AH SPECIAL DISTRICT/AFFORDABLE HOUSING



ZONING MAP
 TOWNSHIP OF WYCKOFF
 Bergen County, New Jersey

AUGUST 1984
 Revised July 1992
 Revised August 1998
 Revised by: Lawrence Edler, P.E.
 Township Engineer

REVISED: OCTOBER 2007 STEPHEN P. EID, P.E. & L.S. TOWNSHIP SURVEYOR
 MARK DIGENNARO, P.E. TOWNSHIP ENGINEER
 REVISED: SEPTEMBER 16, 2010 STEPHEN P. EID, P.E. & L.S. TOWNSHIP SURVEYOR
 REVISED: JANUARY 4, 2011 STEPHEN P. EID, P.E. & L.S. TOWNSHIP SURVEYOR